

# EUP30T-1HMC-0

## TRIAC Constant Current Dimming Driver

### Summary

EUP30T-1HMC-0 is a constant output mode LED driver. The output current can be easily set via DIP switch. The driver supports leading edge (Triac) and trailing edge (ELV) dimmer, and can be compatible with the systems of various brands (Philips, Panasonic, Lutron, Simon, ABB, Siemens, Dalitek etc.) to achieve a smooth dimming effect.

### Product Features

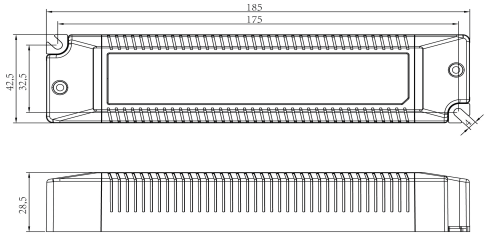
- Single channel output, output current level selectable by DIP S.W.
- Support Leading edge (Triac) and Trailing edge(ELV) dimmer
- Dimming range from 50VAC to 240VAC
- Built-in active PFC function
- Class 2 power supply. Full protective plastic housing
- Dimming effect smooth, no flicker
- Protections: Short circuit, over load, over temperature
- Suitable for indoor LED lighting application, such as down light, spotlights, panel light, and so on



### Technical Parameters

Model	EUP30T-1HMC-0				
Output	Current	550mA	600mA	650mA	700mA
	Voltage	3-42VDC	3-42VDC	3-42VDC	3-42VDC
	Power	23.1W	25.2W	27.3W	29.4W
	Current	750mA	800mA	850mA	900mA
	Voltage	3-40VDC	3-38VDC	3-35VDC	3-33VDC
	Power	30W	30.4W	29.75W	29.7W
	Current accuracy	±50%			
No load output voltage	50VDC Max				
Output LF current ripple (< 120 Hz)	<3%				
Channels	1				
Input	Voltage	200-240VAC			
	Frequency	50/60Hz			
	Current	0.17Amax@230VAC			
	Power factor	>0.9@230VAC, full load			
	THD	<20%@230VAC, full load			
	Efficiency	82%@230VAC, full load			
	Inrush current	Cold start, 15A (width=24us measured at 50% Ipeak)@230VAC			
Protection	Short circuit	Close output, recovers automatically after fault removed			
	Over load	When the output voltage is exceeded, the output current decreases and, recovers automatically when the load is reduced.			
	Over temperature	Shut down the output, recovers automatically when temp. back to normal.			
Function	Dimming	Triac/ELV			
Others	Dimension	185*42.5*28.5 mm (L*W*H)			
	G.W	150g			
	Working temp.	-20°C ~ 50°C			
	Relative humidity	20~90% RH			

### Dimension (mm)



### Current Selection Table

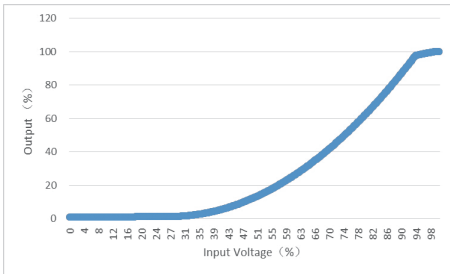
Current	DIP-1	DIP-2	DIP-3
550mA	OFF	OFF	OFF
600mA	ON	OFF	OFF
650mA	OFF	ON	OFF
700mA	ON	ON	OFF
750mA	OFF	OFF	ON
800mA	ON	OFF	ON
850mA	OFF	ON	ON
900mA	ON	ON	ON

Remark: Function default setting is: 550mA (@switch are all OFF state)

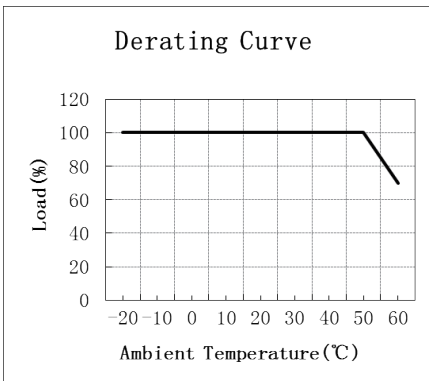
### Wiring Diagram



**Dimming Curve**



**Derating Curve**



**Cautions**

1. The product shall be installed and serviced by a qualified person.
2. This product is non-waterproof. Please avoid the sun and rain. When installed outdoors please ensure it is mounted in a water proof enclosure.
3. Good heat dissipation will prolong the working life of the controller. Please ensure good ventilation.
4. Please check if the output voltage and current of any LED power supplies used comply with the requirement of the product.
5. Please ensure that adequate sized cable is used from the controller to the LED lights to carry the current. Please also ensure that the cable is secured tightly in the connector.
6. For safety consideration, PVC or rubber cord of 0.75-2.5mm<sup>2</sup> is recommended for input and output terminal(s) (excluding signal terminals). Flat power cord is not suitable. Ensure all wire connections and polarities are correct before applying power to avoid any damages to the LED lights.
7. If a fault occurs please return the product to your supplier. Do not attempt to fix this product by yourself.

**PF vs load**

