


PUP40A-1WMC-850 (103100750101)
Summary

PUP40A-1WMC-850 is a constant current output mode LED driver. The output and dimming circuit are also completely in accordance with the new regulations with isolation to ensure the users and luminaire system during installation.


Product Features

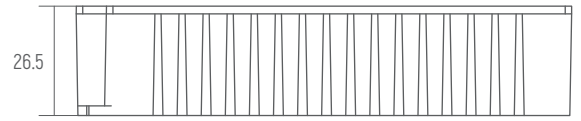
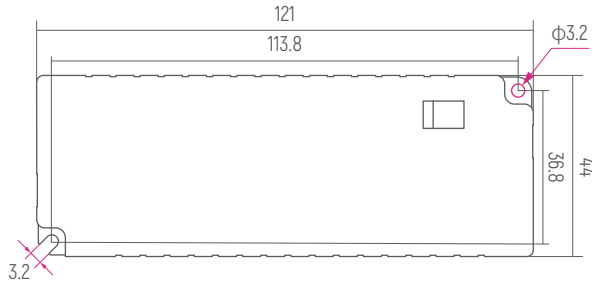
- Single channel output, output current level selectable by DIP S.W.
- Support 3-in-1 dimming mode: 0/1-10V active signal, adjustable resistance, PWM(A model)
- Input voltage of 100VAC~240VAC
- Dimming range: 0.1-100%, Dimming effect smooth, no flicker
- Protections: Short circuit, Over load, Over voltage
- Suitable for indoor LED lighting application


Application

Technical Parameters

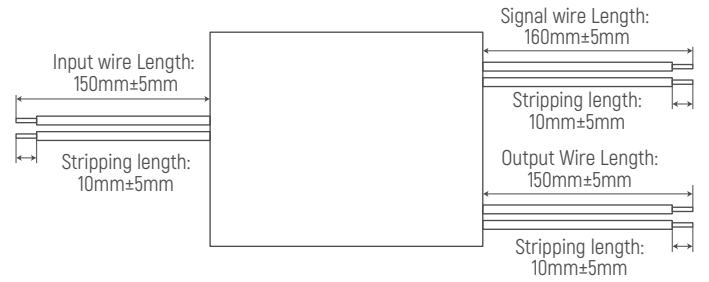
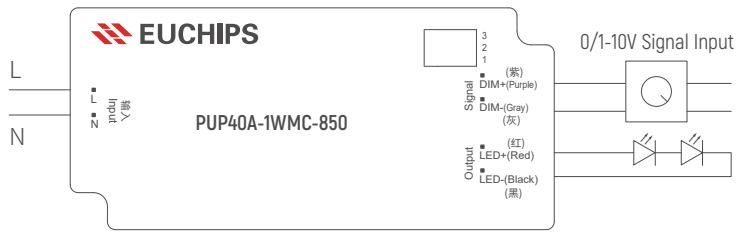
Model		PUP40A-1WMC-850			
Input	Voltage	100VAC-240VAC			
	Frequency	50/60Hz			
	Efficiency	>87%@230VAC, Full load			
	PF	0.95@230VAC, Full load			
	THD(full load)	<10%@230VAC, Full load			
	Current	0.6Amax@100VAC			
	Inrush Current	Cold start,30A@230VAC			
	Standby Power	<1W			
Output	Current/Voltage/Power	500mA/9-48V/24W 550mA/9-48V/26.5W	600mA/9-48V/28.8W 650mA/9-48V/31.2W	700mA/9-48V/33.6W 750mA/9-48V/36W	800mA/9-48V/38.4W 850mA/9-47V/39.95W
	Channel	1			
	No load output voltage	60V Max			
	Frequency	1KHz Min PWM			
	Current Accuracy	±5%			
	LF current ripple(<120Hz)	<3%			
Protection	Over Voltage	Hiccup, recovers after fault condition is removed			
	Over load	Hiccup, recovers after fault condition is removed			
	Short circuit	Close output, recovers automatically after fault removed			
Safety & EMC	Surge	L-N:1KV			
	Withstand Voltage	I/P-O/P: 3000VAC/1min/5mA; I/P-Gnd: 1500VAC/1min/5mA; O/P-Gnd: 500VAC/1min/5m			
	Safety standards	UL8750/UL1310/CSA25013,CSA class P			
	EMI Eission	EN55015,EN61000-3-2 Class C,IEC61000-3-3			
	EMC Immunity	FCC class B(120V)/class A(277V)			
Function	Dimming type	0/1-10V(Type A)			
	Dimming range	0.1%-100% Dimming to off			
Others	Dimension	121*44*26.5mm(L*W*H)			
	Pack Information	Net weight: 156g±5%/PCS; 50PCS/Carton; 8.3kg±5%/Carton; Carton Size: 286x239x194mm(L*W*H)			
	IP rating	IP20			
	Working temp.	-20°C-50°C			
	tc	90°C			
	Relative humidity	20-90% RH			
	Lifetime	50,000h@tc:85°C			
	Material	PC			
Switch cycle	>25,000 times				

Remark: Use only within an enclosure

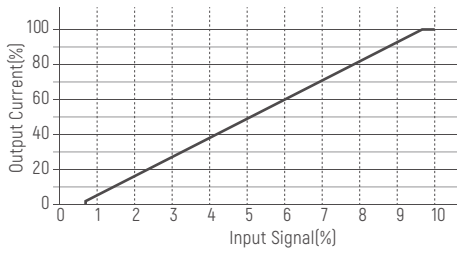
Dimension(mm)



Wiring Diagram



Dimming Curve



Current Selection Table

PUP40A-1WMC-850 is a multi-current dimming driver, output current level selectable by DIP S.W., as the following:

ON	OFF	1	2	3	4	5	6	7	8	9	10
		500mA	550mA	600mA	650mA	700mA	750mA	800mA	850mA		
		9-48V	9-48V	9-48V	9-48V	9-48V	9-48V	9-48V	9-47V		

Remark: Function default setting is: 500mA (@switch are all OFF state)

Cautions

- 1.This product should be installed by qualified personnel.
- 2.This product is non waterproof, need to avoid sun and rain.In case of outdoor use, please ensure it is mounted in a water proof enclosure.
- 3.Good heat dissipation conditions extend product life.Please install the product in a well-ventilated environment.
- 4.Please make sure LED power supply output voltage, current is used to meet the product requirements.
- 5.Please ensure that adequate sized cable is used from the controller to the LED lights to carry the current. Please also ensure that the cable is secured tightly in the connector.
- 6.Due to safety concerns, PVC or rubber cord of 0.75-2.5mm² is recommended for input and output terminal(s) (excluding signal terminals). Flat power cord is not suitable.Ensure all wire connections and polarities are correct before applying power to avoid any damages to the LED lights.
- 7.In case of malfunction, do not repair it yourself.

PUP40A-1WMC-850 (103100750101)

概述

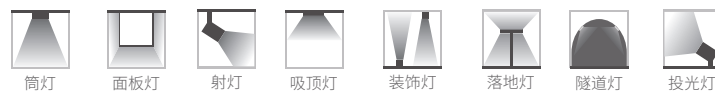
PUP40A-1WMC-850是一款恒流输出模式LED驱动器。输出和调光电路完全符合新规定，隔离，确保用户和灯具系统在安装过程中使用。

产品特点

- 单通道输出，输出电流电平可通过DIP S.W.选择。
- 支持3合1调光(0/1-10V有源信号, 可调电阻, PWM信号)A型
- 输入电压100V-240V
- 调光范围: 0.1-100% 调光效果平滑, 无闪烁
- 保护: 短路、过载、过压
- 适用于室内LED照明应用, 如筒灯、聚光灯、面板灯等



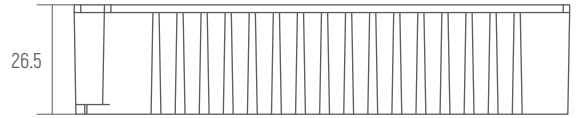
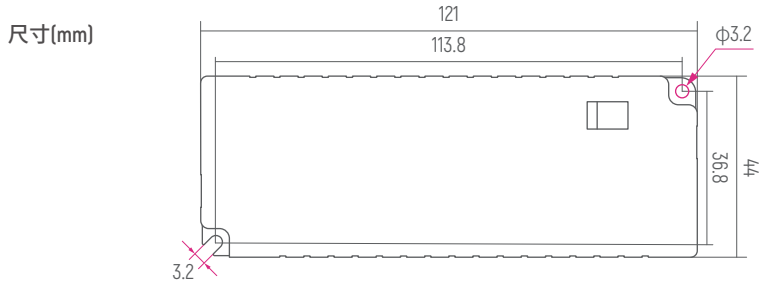
应用



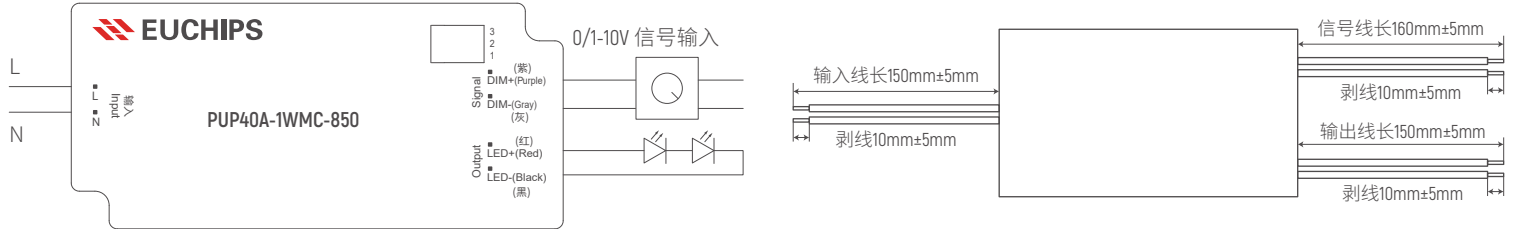
技术参数

产品型号	PUP40A-1WMC-850				
输入	电压	100VAC-240VAC			
	频率	50/60Hz			
	效率(典型)	>87%@230VAC,满载			
	功率因数(典型)	0.95@230VAC,满载			
	THD(满载)	<10%@230VAC, 满载			
	电流	0.6Amax@100VAC			
	浪涌电流	Cold start,30A@230VAC			
	待机功耗	<1W			
输出	电流/电压/功率	500mA/9-48V/24W 550mA/9-48V/26.5W	600mA/9-48V/28.8W 650mA/9-48V/31.2W	700mA/9-48V/33.6W 750mA/9-48V/36W	800mA/9-48V/38.4W 850mA/9-47V/39.95W
	通道	1			
	空载输出电压	60V Max			
	输出频率	1KHz Min PWM			
	电流精度	±5%			
	低频纹波电流(<120Hz)	<3%			
保护	过压保护	打嗝, 移除故障后自恢复			
	过载保护	打嗝, 移除故障后自恢复			
	短路保护	关断输出, 移除故障后自恢复			
安全与电磁兼容	浪涌	L-N: 1KV			
	耐受电压	I/P-O/P: 3000VAC/1min/5mA; I/P-Gnd: 1500VAC/1min/5mA; O/P-Gnd: 500VAC/1min/5mA			
	安全标准	UL8750/UL1310/CSA25013,CSA class P			
	电磁兼容	EN55015,EN61000-3-2 Class C,IEC61000-3-3			
功能	EMC电磁抗扰度	FCC class B(120V)/class A(277V)			
	调光模式	0/1-10V(A型)			
其它	调光范围	0.1%-100% 可调灭			
	产品尺寸	121*44*26.5毫米(长*宽*高)			
	包装信息	净重: 156g±5%/个; 50个/箱; 8.3kg±5%/箱; 外箱尺寸: 286x239x194mm(长*宽*高)			
	防水等级	IP20			
	工作环境温度	-20°C-50°C			
	tc	90°C			
	相对湿度	20-90% RH			
	寿命	50,000h@tc:85°C			
	材料	PC			
开关机次数	>25,000 小时				

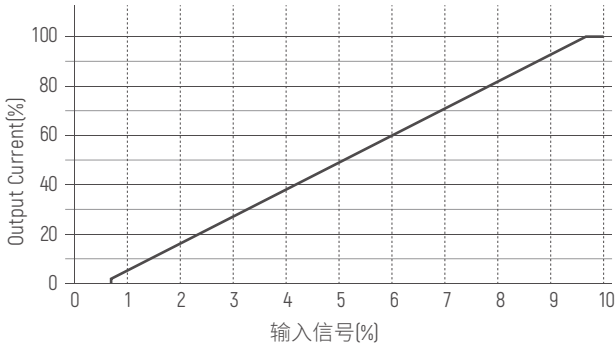
备注: 仅在外壳内使用



应用接线图



调光曲线



电流选择表

PUP40A-1WMC-850是一个多电流调光驱动器，输出电流可通过DIP S.W.选择，如下所示：

ON	OFF	1	2	3	500mA	550mA	600mA	650mA	700mA	750mA	800mA	850mA
					9-48V	9-48V	9-48V	9-48V	9-48V	9-48V	9-48V	9-47V

备注：出厂默认设置电流为500mA (1,2,3在OFF状态)

注意事项：

1. 本产品请由具有专业资格的人员进行调试安装。
2. 本产品不能防水，需避免日晒雨淋，如安装在户外，请用防水箱。
3. 良好的散热条件会延长产品的使用寿命,请把产品安装在通风良好的环境。
4. 请检查使用的LED电源输出电压电流，是否符合产品要求。
5. 出于安全考虑，推荐输入和输出(信号端除外)用0.75-1.5mm²PVC或橡胶线缆，并确保接线牢固，以免电线过热或接触不良触发事故。扁平电源线不适用。
6. 通电调试前，应确保所有接线正确，以避免因接线错误而导致灯具损坏。
7. 如果发生故障，请勿私自维修；如果有疑问，请联系供应商。