


UCS150-1H24V (107201450101)

Product Feature

- A channel constant voltage output
- Applicable to indoor LED lights
- Small size, high efficiency, high reliability and long life time
- -20°C~+50°C, working temp
- Protections: over load, over voltage, short circuit protection
- Compliance with CE and ROHS
- 100% Full load aging test
- The warranty period is 5 Years



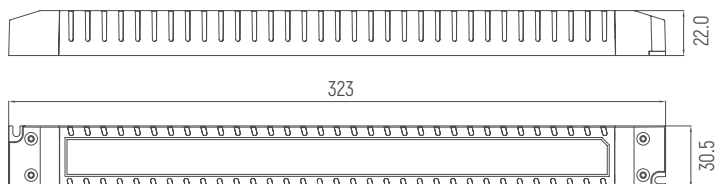
Application



Technical Parameters

Model	UCS150-1H24V	
Input	Efficiency	>92%@230VAC, full load
	Voltage	200VAC-240VAC
	Frequency	50/60Hz
	Power Factor	≥0.98@230VAC, full load
	Current	0.8Amax@230VAC
	THD	<10%@230VAC, full load
	Inrush Current	Cold start,60A@230VAC
	Standby power	<1W
Output	Current/Voltage/Power	6.25A/24VDC/150W
	Channel	1
	Voltage Tolerance	±3%
	No load output voltage	24V
	Turn on delay Time	<0.5s, at230Vac (When the light begins to shine)
Protection	Short Circuit	After fault removed Close output ,the output current recovers automatically
	Over Voltage	Hiccup, recovers after fault condition is removed
	Over Load	When the output voltage is exceeded, the output current decreases and, recovers automatically
Safety & EMC	Surge	L-N:2.5KV
	Withstand Voltage	I/P-O/P: 3000VAC/1min/5mA
	Safety standards	EN61347, GB19510
	EMC Eission	EN50515, EN61000-3-2
	EMC Immunity	EN61000-4-2, 3, 4, 5, 6, 8, 11; EN61547
Others	Working Temp.	-20°C~+50°C
	Storage Temp.; Humidity	-40°C~85°C, 20-90%RH
	Tc	90°C
	Material	PC
	IP Rating	IP20
	Lifetime	50,000h@ta:70°C
	Warranty Condition	5 Years
	Switch Cycle	>25,000 times
	Packing Size	Net weight: --g±5%/PCS; --PCS/Carton; 9kg±5%/Carton; Carton Size: --mm(L*W*H)
	Dimension	323*30.5*22mm(L*W*H)

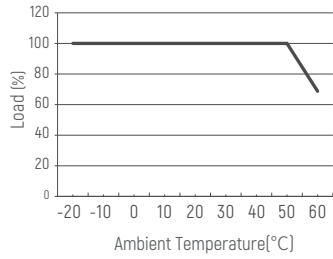
Dimension(mm)



Wiring Diagram



Derating Curve



Cautions

- 1.The product shall be installed and serviced by a qualified person.
- 2.This product is non-waterproof. Please avoid the sun and rain. When installed outdoors please ensure it is mounted in a water proof enclosure.
- 3.Good heat dissipation will prolong the working life of the controller. Please ensure good ventilation.
- 4.Please check if the output voltage and current of any LED power supplies used comply with the requirement of the product.
- 5.Please ensure that adequate sized cable is used from the controller to the LED lights to carry the current. Please also ensure that the cable is secured tightly in the connector.
- 6.For safety consideration, PVC or rubber cord of 0.75-1.5mm² is recommended for input and output terminal(s) .Flat power cord is not suitable. Ensure all wire connections and polarities are correct before applying power to avoid any damages to the LED lights.
- 7.The power supply should be strictly and reliably grounded to prevent electric shock.
- 8.If a fault occurs please return the product to your supplier. Do not attempt to fix this product by yourself.

※ The contents of this manual are updated without prior notice. If the function of the product you are using is inconsistent with the instructions, the function of the product shall prevail.Please contact us if you have any questions.

UCS150-1H24V (107201450101)

产品特点

- 单通道恒压输出
- 适用于LED室内灯具
- 小体积、高效率、高可靠、长寿命；
- 在-20°C~+50°C工作正常；
- 保护种类：过载、过压、短路保护；
- 符合CE认证，符合RoHS环保标准；
- 100%满载老化测试；
- 保固期5年；



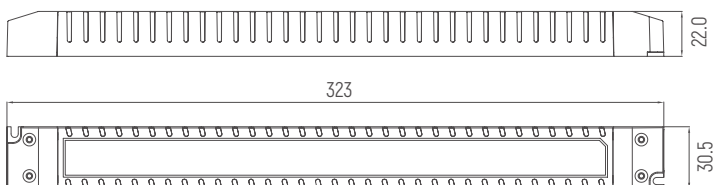
应用



技术参数

型号	UCS150-1H24V	
输入	效率	>92%@230VAC, 满载
	电压	200VAC-240VAC
	频率	50/60Hz
	功率因数	≥0.98@230VAC, 满载
	电流	0.8Amax@230VAC
	THD	<10%@230VAC, 满载
	浪涌电流	冷启动 <60A @230VAC
	待机功耗	<1W
输出	电流/电压/功率	6.25A/24VDC/150W
	通道	1
	电压公差	±3%
	空载电压	24V
	启动延时	<0.5s, at230Vac[当灯开始闪烁时]
保护	短路	故障切除关闭输出后，输出电流自动恢复
	过压	打嗝，排除故障后恢复
	过载	当超过输出电压时，输出电流减小，并自动恢复
安规和电磁兼容	浪涌	L-N:2.5KV
	耐压	I/P-O/P: 3000VAC/1min/5mA
	安全标准	EN61347, GB19510
	电磁兼容	EN50515, EN61000-3-2
	EMC抗扰度	EN61000-4-2, 3, 4, 5, 6, 8, 11; EN61547
其它	工作温度	-20°C~50°C
	储存温度、湿度	-40°C~85°C, 20-90%RH
	Tc	90°C
	材质	PC
	防水等级	IP20
	寿命	50,000h@ta:70°C
	质保	5年
	开关周期	>25,000次
	包装重量	净重: --g±5%/个; --个/箱; 9kg±5%/箱; 外箱尺寸: --mm[长*宽*高]
	产品尺寸	323*30.5*22mm[长*宽*高]

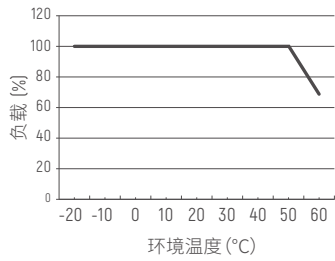
产品尺寸(mm)



应用接线图



降额曲线



注意事项

- 1、本产品请由具有专业资格的人员进行调试安装。
- 2、本产品不能防水，需避免日晒雨淋，如安装在户外，请用防水箱。
- 3、良好的散热条件会延长产品的使用寿命，请把产品安装在通风良好的环境。
- 4、请检查使用的LED电源输出电压电流，是否符合产品要求。
- 5、使用的电线直径大小必须能够负载连接的LED灯具，并确保接线牢固，以免电线过热或接触不良触发事故。
- 6、通电调试前，应确保所有接线正确，以避免因接线错误而导致灯具损坏。
- 7、安装在金属表面，电源应严格可靠接地，以防漏电触电。
- 8、如果发生故障，请勿私自维修；如有疑问，请联系供应商。

※ 本说明书内容如有更新，恕不另行通知。若您使用的产品功能与说明书不一致时，请以产品为准。如有疑问请与我们联系。